



Homemaker's Country Quilters Newsletter

Website: www.homemakerscountryquilters.org

Guild Newsletter

February, 2018

Collegeville, PA

February Program –

Jamee Pemberton will present an enthusiastic trunk show of her many quilts.



One of her quilts, *Flying Off into the Sunset* won a Judge's Choice Ribbon Winner in the Mancuso Show in Oaks in 2017.

January Workshop

After our January meeting, Jody Beck held an interesting Crazy Nine Patch Workshop featuring “slashing and dashing your blocks into interesting finished products. If you finished your project, bring it for Show and Tell. The guild would love to see it.



HCO Meeting

February 9, 2018

At 9:30 am Remember that *social time and library* begin at **9:00 a.m.**

Please bring non-perishable items for a food pantry –See page 5 for more information. **Quilting At the Frame & Show and Tell** are held at each meeting.

January Program Our esteemed web-master, Jane Nase gave us an overview on using our web page, homemakerscountryquilters.org.



Jane is very organized and informative. We came away with confidence that the website is for us.!

Jane was assisted by our own Peggy Melachrinis who used her husband's laptop to enhance the presentation.

Fabric/Batting Scraps for Dog Beds:

We are still looking for a person or place to take our scraps. ***Please do not bring them to our Guild meetings until a place is found.*** Thank you.

Recycle Room Donations

resume. Bring in your choice items for HelenMarie and her crew to spirit to the attic for our show. March 2019 seems so far away but it is really just around the corner and people love our Recycle Room.

Remember the Retreat

Our retreat is scheduled for Monday, June 25 to Friday, June 29, 2018 at Cocalico Inn (Burkholder's) in Denver, PA. See page 3 for some more information as the time creeps up on us.

Quilting is good for the heart

Ronald McDonald News

WANTED: Person to print Ronald McDonald labels.

FABRIC SALE @ March meeting in the Oak Room.

Cost: \$2 a yard. Please bring small bills and a shopping bag. We need 4 ladies to help cut, fold, & return bolts. See Rita at Feb. meeting.

Thank you for all the quilts donated in January. Many more are still needed. Also, don't forget can tabs & toiletries.

Please consider making pillow cases. They are popular with the patients and their siblings. P.S. This also cleans out unused smaller pieces of fabric from your closet!

5" and 6" prepared squares for the I Spy Quilts can be returned at March or April meeting. Thank you –

Rita & Kathy



Emergency Information: In case of a weather emergency, we follow the local school district which is announced on the radio. Our local School District is Perkiomen Valley and our number is 317. No meeting will be held if there is a 2 hour delay or school is closed. Emails will be sent as soon as a decision is made. If you do not have email and need a call, please contact someone who does have email.

President's Message



From Linda Carey and Nancy McCormack

Our message this month is taking its cue from the month of February itself . . . Short and Sweet. (Have you observed all that candy in the stores right now!)

We sincerely hope that those of you who have had the flu, colds, stomach viruses, etc. are back to good health and that we all remain healthy for the remainder of this strange winter. There is much to do and learn in the months ahead so, please, place yourselves in germ-free, protective bubbles.


If you have the opportunity and access to Face book, you may enjoy looking at some of Jamee Pemberton's work. We are sure Jamee's lecture this month, *From Gifts of Love to Finding a Creative Voice*, will inspire us all.

Remember to bring your Crazy Nine Patch to share if you participated in Jody Beck's January workshop.

Final thought from Carrie Nelson: "Whoever said LESS IS MORE never had a dessert and she certainly NEVER BOUGHT FABRIC."

Oh, no a missed birthday in January.

Marie Schoen, one of our lovely charter members had a birthday on the 13th of January. She continues to age gracefully. Wish her a happy one when you see her even though it is late! Marie was our featured charter member in the November issue.



February Birthdays

Please let me know if I missed your birthday.

Pat Bochnowicz	2-2
Trudie Pugliese	2-6
Marion Hentz	2-8
Judy Trumbore	2-10
Jean Hoerr	2-14
Eva Beagle	2-15
Penne Ann Ricco	2-17
Helaine Brown	2-20
Pauline Walton	2-21


Guest Speakers Workshops

In the future, payment is due when the member signs up for the workshop. It has become cumbersome for our workshop planners to have to call to remind people that they still owe money for the workshop. They need to spend their time planning the workshops

Quilt of Valor

Blocks Remember if you are going to do some individual blocks for Quilts of Valor, Jane Nase needs them by April meeting. Jane was very pleased with how many people asked for information to participate. See Jane with any questions.

Vice President's Message



From Angela Roman and Carol Singer

Upcoming Lectures

February 9, at our regular meeting we will have **Jamee Pemberton doing a trunk show of her quilting journey.** She fell in love right from the start with this art form; and with boundless energy, she jumped in with both feet passionately and prolifically making quilts! This enthusiastic lecture will include loads of quilts and stories and inspirations for creating them. This lecture should leave you feeling reflective and joyful about your own quilt journey and hopefully impart some inspiring ideas for your next creations

There will be no workshop in February.

On March 9 we will have **Lisa H Calle's Trunk Filled with Anything but Junk.** Come spend a little time with Lisa Calle, the Bernini Ambassador and Award Winning quilter! With her humor and down to earth attitude she will share with you her personal and professional journey of quilting. Lisa illustrates how she has earned renowned success from her initial piece using a 3/8" seam allowance, to her latest quilt that won awards at the Houston International Quilt Festival as you gain insight on Lisa's amazing craft and her 3 step Divide and Design method any hesitation you have regarding the patience or talent for quoting will quickly disappear. So if you doubt whether or not you can quilt with pride, Lisa will give you the confidence and knowledge needed to start. The world of quilting can be yours too.

On Friday April 13, Gail Kessler from Ladyfingers Quilt Shop will do her lecture "**From Concept to Cloth**". This is all about how fabrics are designed, printed and distributed. She will also discuss the history of fabric prints made for quilters and how all that came about. Fabric quality and availability is part of the program as well. This includes a trunk show.

Upcoming workshops

In March, Angie will be doing her large bag. We will be doing signups at the meeting. See the picture below:



Gather up your fat quarters and join Angie for her large bag workshop. Sign up and get the fabric requirements.

Tip of the Month

by Lynn Horng



Quilting notions may have uses beyond the sewing room. While taking down the Christmas tree this year it occurred to me that there is an easier way to string lights than I had been doing. Hold each light to its branch with Wonder Clips! Voila! As an added bonus, if you like this sort of thing, the clips reflect light.

HCQ Website –

If you heard the presentation about the website in January, please try and print out the Membership Renewal Form. If you missed the presentation and would like a copy of the handout, see Jane Nase at the February meeting.



Please email any pictures of club activities to Jane Nase at craftsbymj@verizon.net. The What's New tab has information and pictures of current workshops, fair etc. If you miss a meeting and don't want to miss Show and Tell, just click on the Show and Tell tab. Treasurer's forms are also available.

Hospitality Ladies for Feb.

Ladies are responsible for setting up the "goodies" and the coffee, etc. Snacks should be brought to the meeting by 8:45 and no later than 9:00 a.m. as a courtesy to our members.

Sweet: Lois VanEerden, Robbie Younger, Judy Trumbore

Savory: Connie Landis, Joanne McColgan, Donna Armstrong

Drink: Peggy Michener

Special Note for Refreshments

- Please remember to take your left-over food and the utensils and containers home with you so the committee does not have to worry about them. If you use a container or utensil from the cabinets or drawers, please wash it and put it back. Each month there seems to be items that are unclaimed at the end of the meeting.

Quilt Retreat Cocalico Inn Denver, PA June 25 to 29 4 Days of Sewing, Laughing, Eating and even shopping

Arrival Time – Monday, June 25, 2018 at 2pm

Departure Time – Friday, June 20 at 12 pm

No Curfew - sew all night if you wish

Total cost for each person is \$227.50. The initial deposit was \$50, leaving a balance of \$177.50. This total includes the cleaning fee and taxes. This balance is due April 13.

If you have signed up for the retreat, you will receive more information about packing lists, food, etc. from the committee as the date gets closer.

Hint from Jody Beck ¼ inch seams – given at her workshop

Accurate scant or ¼" seams can be easily achieved with a 6" metal sewing gauge with slider (for hemming) and a Dr. Scholl's MoleFOAM pad available at Walgreen's. (Moleskin is too thin). Cut a molefoam pad in half lengthwise, then subcut into ½" wide pieces. Take your 6" metal sewing gauge with slider and the side without notches is a scant ¼" (check it with a quilting ruler). Hand turn the needle down through the center opening being careful not to hit the metal, line up needle on the right side of the space, touching the gauge, make sure the gauge is lined up straight on the machine, peel the paper backing off your little molefoam pad and set in place on the right side of the gauge, along the metal, in front of the feed dogs on your machine. Now you are ready to piece your quilting projects with accuracy by lining up your pieces along the molefoam pad. It does take a little getting used to but it is very accurate once you do.

By using one standard gauge and this method, you can sew any project on a variety of machines whether in a classroom or at home and all your seams will be the same. This can be done using any width on a ruler for any project (1/4", ½", 5/8" or 1" seams). I can sew almost blindfolded. To see a video of this, watch the beginning of my 15 min Stack & Slash Kite block PLUS demo on my website at jodysjemsquilting.com.

The molefoam pad doesn't leave any residue on your machine. When you need to remove it to sew other projects, carefully peel it off making sure you get all of it up, and stick on another place on your machine to use again and again until the top layers have peeled off or the edge has a path worn in it. Throw it away and use a new one. There have been several other gauges that have come out on the market over the years to give you a ¼" measurement, but the important thing is to always have the same type of gauge with you to be consistently accurate wherever you go. It's best to purchase several to have in every sewing box and location where it may be needed.

Treasurer's Availability

Kathy Schuessler will be available 15 minutes before and after the meeting and during the break for writing checks and taking deposits in the main meeting room. The treasurer's report will be emailed and also placed on the bulletin board.



Round Robin – January 14,

2000 These were the leaders of the round robin demos 18 years ago.

The Angler - Connie Landis

Blanket Stitch Appliqué - Jeannie Flynn

Embellishment - Nannette

Konstant

Gizmos and Gadgets - Cyndi

Hershey

To Tie or Not to Tie - Ginny Haist



THE LANCASTER QUILT SHOW MARCH 21-24, 2018
 @ *The Continental Inn* WED-FRI 9AM-6PM
 SAT 9AM-4PM

FREE ADMISSION FREE PARKING
 40 Vendors FREE \$1200 GIFT BASKET RAFFLE

Antique Quilt Exhibit

The Continental Inn
 2285 Lincoln Hwy
 Lancaster, PA

WWW.LANCASTERQUILTWEEK.COM

Shuttle Service to AQS Show \$2 ea way. Please visit website for important parking info

Save the Date: April 11, 2018
 Bayside Quilters of the Eastern Shore, Inc.
www.baysidequilters.org invites you to:

AN EVENING WITH MARY FONS

6-9 PM At the Easton Fire Hall, 315 Aurora Park Drive, Easton, MD
 Meet & Greet, Light refreshments, Lecture, Q & A Reservations \$8.00 (Recommended) \$10.00 at the door (Space available)
 Send reservation checks to Bayside Quilters, PO Box 2672, Easton, MD 21601 Please include your email address for receipt

AQS Quilt Week - March 21-24, 2018.
 Presented by AQS at the Marriott at the Lancaster County Convention Center, Lancaster, PA. For more info visit <http://aqsshows.com>.

Art Quilt Elements 2018 - March 18-April 28, 2018. At the Wayne Art Center, 413 Maplewood Ave, Wayne, PA. For more info visit <http://artquilelements.org/>.

Susquehanna Valley Quilt Guild Quilt Show

When: Friday, March 2, 10:00 AM – 8PM
 Saturday, March 3, 10AM - 4PM
 Who: Susquehanna Valley Quilt Guild
 Where: Warrior Run Area Fire Dept. Social Hall
 1st St., Allenwood, PA 17810

Admission: \$5.00 – Children under 12 admitted free

Information: (570) 220-4334

Submitted by Lucy Henry, show publicity chair
bluhenry@comcast.net

April 14-15, Country Line Quilters, **Path Around the Garden Quilt and Fabric Art Exhibition**, St. Cyril of Jerusalem Social Hall, Jamison, PA, for directions see www.saint-cyril.com.

2018 Quilt Preview

March 1-3, 2018
 Thursday & Friday: 9 a.m. - 8 p.m.
 Saturday: 9 a.m. - 3 p.m.

MCC EC Material Resources Center
 517 W. Trout Run Road, Ephrata, PA 17522

Free Admission

Preview over 100 quilts that will be sold at the Pennsylvania Relief Sale

Shop Quilter's Corner

Unfinished quilt projects, orphan blocks, vintage items, books & magazine, patterns, linens & fabrics, quilting tools & supplies

Shop upcycled items at the Material Resources Center
 Rugs, handmade gifts, books & other treasures
 For more information, call (717) 733-2847 or email EastCoastMRC@mcc.org.

April 15-16, 2018, **Steel City Fiber Festival**, Merchant Square Mall, Allentown, PA.

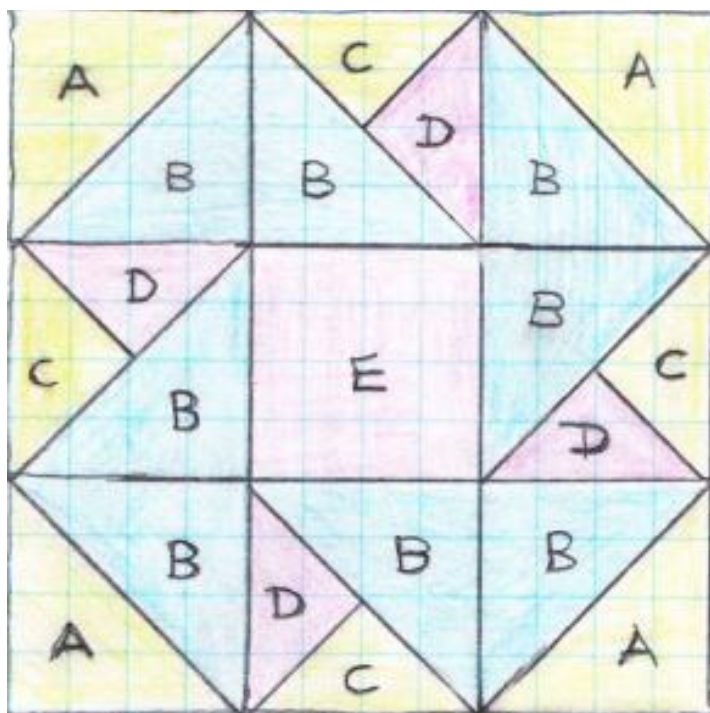
Food Pantry Information

Our donations this month will go to Fish in Pennridge. They can use the following

- Fruit Juice (100%)
- Breakfast Cereal
- Peanut Butter
- Canned Chicken
- Soup
- Applesauce (no sugar added)
- Canned Fruit (no sugar added)
- Canned Vegetables (low sodium)
- Canned Tuna
- Beans (dried or canned)
- Canned Salmon
- Canned Pasta
- Oatmeal
- Rice
- Pasta

Robbie Younger will be transporting the food to the pantry.

Block of the Month Air Castle Mary Kieras



Cut all the pieces.

Lay them out following the diagram.

Notice that it is a nine patch layout.

Assemble the block in nine patch units.

Sew the units together.

FOR	CUT	NEED
	2 4 7/8" sq.	 CUT 4 triangles
	4 4 7/8" sq.	 CUT 8 triangles
	1 5 1/4" sq.	 CUT 4 triangles
	1 5 1/4" sq.	 CUT 4 triangles
	1 4 1/2" sq.	 Do Not CUT

Hints

1. Use at least three colors
2. The center block could be a fussy cut from one of the three colors or from a fourth fabric
3. Use a scant 1/4" seam and square up the units as necessary before sewing together
4. Pieces A & C are the same color/fabric
5. Pieces D & E could be the same color/fabric. (see hint 2)



Mary Kieras had a special exhibition of her quilts at Brittany Pointe during the month of January. It was a wonderful display of her talents.

Minutes from the December meeting submitted by Diane Bonck

Nancy McCormack and Linda Carey welcomed all and wished us a Happy New Year.

Many of our members were absent due to health issues. Tis the season for sneezing!

Minutes from December 8, 2017 were approved by Jane Nase, seconded by Kathy Schuessler.

The Treasurer's report was approved by Pat Miesse, seconded by Sara Borr.

Pat Bochnowicz is recovering from kidney stones at home and needs transportation to doctor's appointments during the week of January 15. The members were asked if there were anyone able to assist her, to contact her. Please also send her a card.

COMMUNITY CUPBOARD: Marianne Sabo will be delivering January items to St. Mary's.

We are collecting for FISH in Perkasio in February. Roberta Younger will be the deliverer.

RONALD MCDONALD QUILTS: Rita Fillinger, thank you for the completed quilts. There are more kits available to be completed. The sample fronts will be returned to the members in February to be finished. Please have the *I SPY* blocks returned for the March or April meeting so they can be sorted and packaged for more quilts.

SHIRTS: Barb Tudgay had two to be delivered, but the members were absent.

BLOCK OF THE MONTH: Joyce Stemple has written and emailed the directions for the block. It is *Nancy Mahoney's Caribbean Sunset from the Jan-Feb '18 Quiltmaker*.

OLD BUSINESS: Nancy M., Byrnes Sewing Center no longer takes scraps for dog beds. She is waiting for a returned call for a new contact. The new information will be given in the newsletter.

THANK YOU to Dave Singer (Carol) and Angie for pickup, delivery and assembly of the cabinet for the library of quilt books.

WORKSHOPS: Carol Singer expressed concern about participation for the workshops when we have a guest speaker. For future guest speaker workshops the payment will be expected at the time of sign up. It was asked if the workshops could be opened to other guilds to help offset the cost & fill a class. These details will be discussed by the Executive Board and they will also check the Bylaws. In March, Angie Roman will be having a workshop for the Big Fat Quarter Bag. Angie has a supply list available.

QUILTS OF VALOR: Jane Nase has the Friendship Star instructions for Red, White & Blue block for veterans. Please give her the completed block(s) by the April meeting so she can send them to the organization to be sewn into quilts. More info in the January newsletter.

MAY TEA : Angie asked for help to organize and plan the day.

ATTENDANCE: Anne Fisher 59 members, 1 guest

OPPORTUNITY BASKET: won by Susan Koederitz

QUILT SHOW: We are in need of a Chairperson(s) to oversee the committees, please also let Nancy know if you are willing to continue/start to lead the other committees.

MARY KIERAS has her quilts on display at Brittany Pointe in Lansdale for the month of January. You may view them by entering the main door of the building & asking the receptionist for directions. You may also call Mary for a possible personal guided tour.

IRENE FERGUSON is slowly recovering at the Holly House from her fall as reported by Pat Miese and Barb Tudgay.

WEBSITE: Jane Nase with the help of Peggy Melachrinis an informative presentation on the use of the website and ease of using it for information. Through the website we received a donation of fabric and many new members. Thank you Jane and Peggy for your work in helping us understand ease of using the website.

Another Tip from Jody Beck also shared at the workshop last month.

Using "tails," as I call them, or leaders and enders, is a great way to save money on thread, keep the tension on your machine when not in use, prevent that little nest of thread on the back of your pieces as you start sewing, and save you a lot time later clipping threads off the back of your quilts. When chain piecing your quilt pieces together, first sew a little scrap of fabric (about 1" square) folded over (2 layers of fabric) before you start sewing your pieces together for your project. When you are finished with all the pieces you need to sew together, sew another little scrap of fabric folded over through the machine, THEN clip BETWEEN this scrap and your last quilt piece sewn, leaving this scrap fabric under the presser foot ready for the next set you sew. Many mechanics have told me this is great for your machine to leave it under the presser foot when you are done sewing for the day or when transporting your machine at the end of class.

Historian's Column – This column will have interviews with some of our members who have been in the guild for 30 years or more. This month, Marion Hentz is our featured charter member.



Marion saw an ad in the newspaper about a Quilt Guild starting and she and Donna Fagley decided to attend the meeting. That meeting started an over 30 year love affair with quilting. She also forged lasting friendships with the people she met in the guild. When she moved to her present location at Garden Spot in New Holland, the commute became much more difficult than the jaunt from Collegeville. However, she continues to come and continues to enjoy the camaraderie and the friendships she has formed in the group. She was so impressed with the response to her request for a quilting pattern (6 people came armed with the pattern she wanted). This just doesn't happen in all groups. She participates in projects with the quilting group at Garden Spot also.

Marion is an extremely dependable officer. She has been president, treasurer, quilt show chair and program chair. She is known for her ability to do well what is needed in a timely manner. She thinks sometimes she is a better officer than a quilter (*not sure about that one – she is good at both*).

Marion and her husband, Charlie, have two daughters, three grandsons and one granddaughter. She did hand quilting for her children, but now she sends her larger items to a longarmer. She does do mostly wall hangings.

Marion taught math (*a fond memory of asking directions to Wooden Bridge from a retreat had Marion telling me to turn at the hypotenuse – who else but a math teacher*) and was very involved in Girl Scouts. She was the Service Unit cookie chair for years and had a garage full of cases of cookies with people calling and picking them up. Again, she did those jobs extremely well.

Some of the changes in the quilt world that Marion has seen through the years revolve around the tremendous choices available in fabric and colors. She likes being able to choose a theme such as sports or the thirties and assemble a whole quilt.

Book Report *The Big Book of Toppers 56 patterns 2017*
by *Martingale & Company*



Our lovely librarian, Maureen Britt, approached me in January at the meeting and said I expressed an interest in the book *The Big Book of Table Toppers*. I did not remember saying anything but took a look and it did look interesting. So I took it home to peruse. I was not feeling well for about a week and really enjoyed having a new book to thumb through.

It is a beautifully illustrated book with very clear directions. I made one of the runners already. I will be returning it to the library in February and it is well worth checking out.

Maureen does such a good job choosing books and getting them ready for us. Her smiling face is at the table and the check-out procedure is easy. (No blood required lol). See her for a look at our choices. Remember that the list of available books is also on the website.

Our guild is very lucky that we have such good resources. Not only written but orally in conversation with each other. Every month I overhear at least one person ask a question about something she is trying to do and getting lots of help. Wow, but I wish they could come home with me to actually do it (ha) *Carol Olinick*

Invitation to join Newtown Quilters Guild


I am the VP of Newtown Quilters Guild and we are hosting **RaNae Merrill for 3 workshops on 2/18, 2/19 and 2/20 at Quilts for Kids**. We have room in these workshops for your members if they would like to join us. Sunday and Monday evening 6:30-9:30PM is one, Monday 9-4 is #two and Tuesday 9-4 is #3. You can brown bag or order lunch from the restaurant next door. The cost is \$55 made payable to NQG. The kit for the class is payable to the teacher \$79. The class is Free-motion mastery in 30 days. RaNae is a wonderful teacher who promises that you will walk away with the tools to quilt your own quilts! If you are interested please contact Linda Martin-Mills at 215-208-2747 or gsguru32@aol.com. Thanks.



**For Sale –
Quilting
Frame**

It is couch throw size rather than full size. Beautiful patina and design. Thinking 50.00. See Jeannie Flynn for more information

Show And Tell



From Berks Quilters Guild newsletter